

How to earn \$ 30 – 40 per day with Neobux



Many thanks to the initial anonymous compiler of this article, for helping lot of individuals on making a good profit from Neobux.com. Also to neobux.com founder and every individual who maintain this web site for providing a great opportunity to many users in earning a profitable income.

© Hedge Creations.
All rights reserved.



Introduction

➤ What type of site

It is the most trusted and popular paid to click advertising site. That means you get paid for clicking and viewing advertisements. Depending on the type of account, the amount you are paid varies.

➤ Is it safe? Reliable?

Neobux is 100% secure and 100% paying site. Following are some of the reasons to prove that.

- Verified company
- Certified as a non-scam site by different advisory web sites.
eg: [PTC investigation.com](http://PTCinvestigation.com)
- Top ranking in e-money-space.com

In a nutshell,

Read and follow these guides first and later you may go in to details.

1. First, never ever upgrade the account to “Golden” till you collect maximum number of rented referrals for your standard account (300 referrals). [More details](#)
2. You can only rent maximum of 100 referrals at a time. Then you’ll have to wait for a week to purchase next set of referrals. So it will take 3 weeks to reach 300 referrals. [More details](#)
3. Activate “Auto pay” option in rented referral section as it gives you 15% discount and many other advantages. [More details](#)

4. Meanwhile, continue recycling of inactive referrals maximum of 3 referrals per day. But make sure you give at least 4 days for a referral to make a click before recycling. [More details](#)
5. As soon as you get 300 rented referrals upgrade to “Golden” account without wasting any time. Sometimes you may have a lot of inactive referrals at the moment, but it doesn’t matter. Don’t wait till you recycle and get more active ones. You’ll have a lot of time and money for this once you upgrade the account.
6. Since then you will have to follow the “Rental Queue” to get rented referrals. You’ll only get 55 rented referrals at a time. Continue recycling of inactive referrals as we mentioned. [More details](#)
7. Once you earn considerable amount of money turn off auto pay and extend your rented referrals for a longer period to get the maximum discount. [More details](#)
8. Also do not forget about direct referrals. First distribute your direct referral link among friends, relatives. Then you may also advertise it. Make sure to be creative in advertising, as there is a huge competition currently in this filed. [More details](#)
9. Do not neglect “Ad prize” and click it whenever possible. [More details](#)
10. Log in several times to your account in different time periods and click all available ads. [More details](#)
11. Transfer money to the “Rental balance” only if required and in required amounts. Avoid unnecessary transfers. [More details](#)
12. Think seriously about the security of your account. Create a strong primary password and also a secondary password. Do not let your web browser to save your passwords. Enter them manually as it will minimize the risk of leaking the password as well as it helps you to remember and recall it easily.

13. Read the neobux terms of service (TOS). As this is a long list we advise you to read a small section per day. Try to grab what it says as this includes the things you should avoid. So reading and understanding TOS prevents you from involving in illegal activities and prevents your account from being suspended.

In detail.....

1. Many rent referrals as possible, before upgrade

Once you upgrade to Golden account from standard account, the chance of renting referrals are limited. As every golden member can afford to rent referrals, there is **“Rental queue”** which you have to follow. Also the price of a rented referral (\$ 0.3) is higher when compared to standard account (\$ 0.2). You can rent only 55 referrals at a time. Usually it takes about 5 - 6 days to complete the queue. After purchasing one referral pack you'll have to wait 7 days till next purchase. In simple words you can purchase 55 referrals only once in 12 - 14 days. So before upgrade, try to reach the maximum number of referrals for the standard account (300). You can purchase 100 referral packs every week for \$ 50. Once you purchase 2 packs in two weeks there will be enough money earned by rented referrals for your next purchase.

Before adding funds to the rental balance make sure you are using the same payza/paypal account you provided when registering with neobux. Otherwise funds will not be added to your account.

The screenshot shows the Neobux user dashboard. At the top, there is a navigation bar with buttons for 'View Advertisements', 'Offers', 'Chat', 'Forum', and 'FAQ'. Below this, there are four main buttons: 'upgrade', 'advertise', 'referrals', and 'your payment'. The 'referrals' button is highlighted with a red box and an arrow pointing to it. On the left, there is a sidebar menu with sections for 'Global', 'Settings', and 'Logs'. The main content area is divided into two columns. The left column contains a 'Summary' section with 'Membership' (Standard, Since: 2012/12/17), 'Seen advertisements' (You: 69, Your referrals: 0), and 'Account' (Main Balance: \$0.069, Rental Balance: \$0.000). The right column contains a 'Your advertisement clicks' section with a line graph showing 'Local Time' and 'Server Time' data. A red arrow points to the 'click here to rent referrals' text above the graph, and another red arrow points to the '+' icon next to the 'Rental Balance' value.

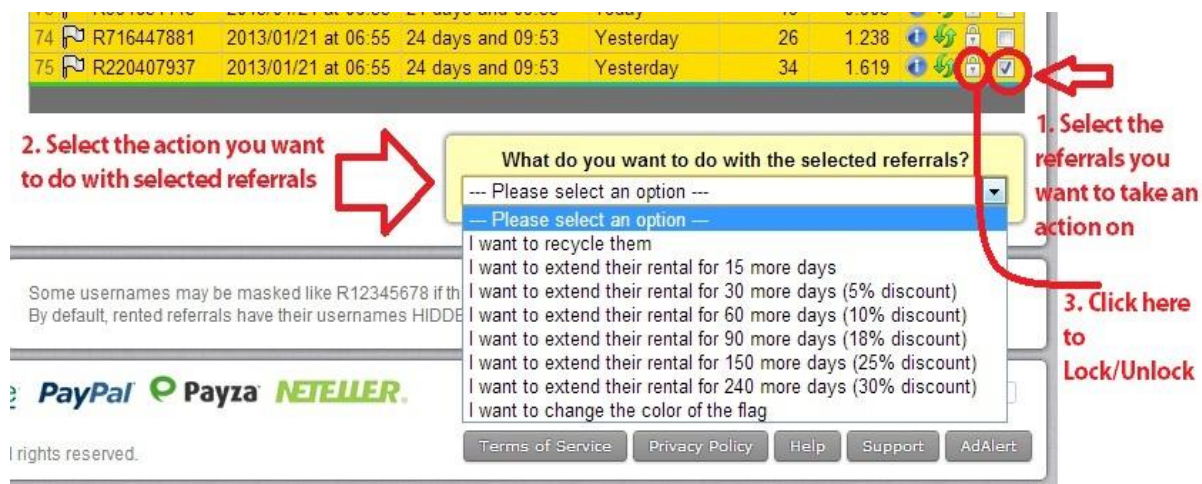
Payment option for rented referrals

- Turn **“Auto Pay”** - on, because it gives you 15% discount as compared to paying directly for 30 days. It pays referrals only if they click advertisements. So it minimizes unnecessary wastage of money.

- Or you may directly pay them to keep for more than 60 days as it gives you different amount of discount depending on the duration.

Recycling inactive rented referrals

- Wait at least 4 days before you recycle an inactive rented referral as it needs \$ 0.2 per recycle.
- Do not wait till **“Auto Recycle”** (Free replacement of referrals those who didn’t generate any click for 14 consecutive days) comes in to action. As it waits for 14 days, you’ll have only 16 days with the new referral.
- Recycle referrals in small quantities (about 3 referrals per day). As we cannot guarantee that newly added referrals would be active, it is better to recycle in small quantities. It also increases the chance of adding active referrals.
- If a previously well active referral suddenly becomes inactive, do not recycle him straightaway. As you know rented referrals are un-referred members and this sudden inactivity might be due to vacation, illness or similar kind of reason causing him/her to stay away from work.



Lock referrals

- As mentioned above, if well performed referral suddenly become inactive temporarily and spent about 14 days, there is a high chance of getting this unnoticed and get auto recycled. To prevent


this happening to your well performing referrals use "Locking" option, seen in front of every rented referral. [BACK](#)



2. Many direct referrals

Your direct referral link will be active after 15 days since your registration and after you have clicked more than 100 ads as a total. Do not use this link before fulfilling these criteria as it will not add direct referrals to your account.

Click here for more banners [click here to get different kinds of banners](#)

neobux  468x60

Dynamic

Show my username as: Additional Info:

If you do not want to show your user name in your referral link you can change it by this arrow

```
Link: http://www.neobux.com/?rh=466F7274756E653835
Banner: http://images.neobux.com/imagens/banner9.gif
HTML: <a href="http://www.neobux.com/?rh=466F7274756E653835"></a>
Forums [URL=http://www.neobux.com/?rh=466F7274756E653835]
URL (1): [IMG=http://images.neobux.com/imagens/banner9.gif][URL]
Forums [URL=http://www.neobux.com/?rh=466F7274756E653835]
URL (2): [IMG=http://images.neobux.com/imagens/banner9.gif][URL]
```

copy and paste one of top two links, in your web site or e-mail.

How to promote direct referral link

1. The first way is to distribute among your friends and relatives.
2. Then advertising on web sites like [Adf.ly](#), Google, Facebook as well as other PTC web sites. Try to be creative and provide something that

viewer can get a use of, like steps on registration, reviewed article etc. [BACK](#)

3. Log several times and click many Ads as possible

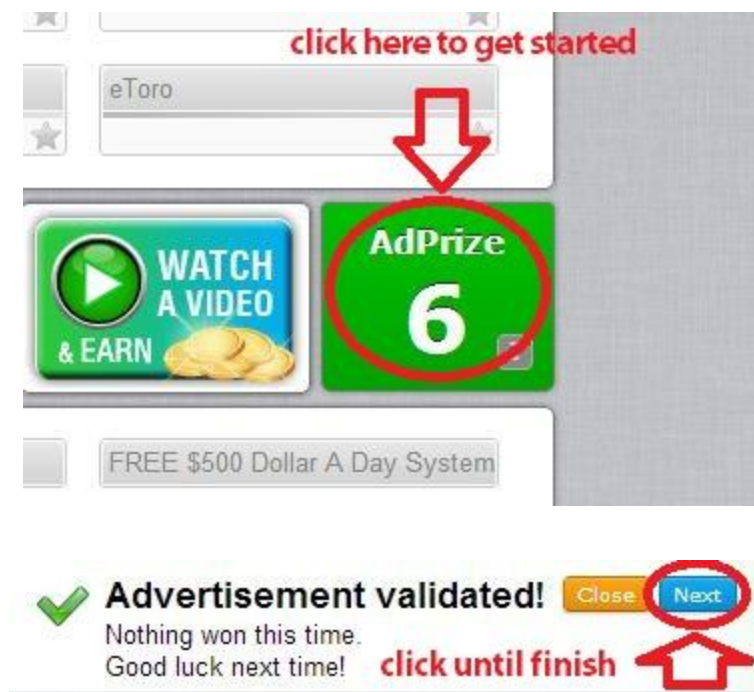
Clicking ads not only giving you money but also neo points which can be used to do everything you are doing with dollars in neobux, such as recycling, renting, up grading membership etc. Log in several times expose you to more advertisements, so you earn more money and neo points. [BACK](#)

4. Log into account as early as possible, just after Ads reset time

Every advertisement has a time limit. Some advertisements expire early. If you get late to log in and click them they might have get expired. So your earnings, neo points, Ad prize chances will be reduced. [BACK](#)

5. Adprize

It tests your luck at neobux. You get three ad prize chances for every advertisement you click. Depending on your luck you may win neo point, free golden membership, rented referrals and many other prizes.



Congratulations

You have won: **10 NeoPoints**

The NeoPoints have been credited to your account

[BACK](#)

6. Stop unnecessary transferring money in to “Rental Balance”

Rental balance is like one way traffic. You can deposit but you cannot get the money out from it.

The rental balance is used to pay the costs of managing referrals (renting, extending, recycling, AutoPay, etc) and cannot be used for any other purchase nor can it be cashed out.

[BACK](#)

Other topics

1. Direct referrals
2. Rent referrals
3. Upgrading
4. [Neo points](#)
5. [Neo coins](#)
6. [Mini jobs](#)
7. [Cash outs](#)
8. [Common problems](#)

Neo Points

Are points you are given by neobux. You can earn neo points by several means as well as you can use neo points for several activities. Most of members do not focus much about this. But neo points are very much useful as you can do everything you are doing with rental balance.

Currently you earn NeoPoints by:

- Viewing advertisements: Each advertisement = 1 NeoPoint
- Completing NeoPoint offers
- Winning NeoPoints in AdPrize

NeoPoints can be used for:

- Golden Membership: 30000 NeoPoints = 1 year Golden Membership
- Recycle and/or extend your rented referrals
- Increase your direct referrals limit: 500 NeoPoints = Increase the limit by 1 direct referral [BACK](#)

Neo coins

NeoCoins are your NeoBux currency which can be converted to money directly into your Main Balance. Currently you earn NeoCoins by:

- Completing offers

NeoCoin offers are credited 30 days after a successful offer completion. This period is required for security reasons. NeoCoins can only be converted to real money credited directly to your Main Balance. The conversion rate is as follows:

- 5,000 NeoCoins = \$1.0 for each 1000 NeoCoins = \$ 5
- 10,000 NeoCoins = \$1.1 for each 1000 NeoCoins = \$ 11
- 20,000 NeoCoins = \$1.2 for each 1000 NeoCoins = \$ 24
- 30,000 NeoCoins = \$1.3 for each 1000 NeoCoins = \$ 39
- 40,000 NeoCoins = \$1.4 for each 1000 NeoCoins = \$ 56
- 60,000 NeoCoins = \$1.5 for each 1000 NeoCoins = \$ 90
- 80,000 NeoCoins = \$1.6 for each 1000 NeoCoins = \$128

- 100,000 NeoCoins = \$1.7 for each 1000 NeoCoins = \$170

You can convert your NeoCoins as soon as you have enough and after the 30 days period.

Also NeoCoin offers will grant you a referral commission from your direct referrals' offers. You'll get an amount of NeoCoins equal to 20% of the amount each of your direct referrals earns. For example, if your direct referral earns 20,000 NeoCoins you'll get 4,000 NeoCoins. The amount of NeoCoins you can earn from commissions is unlimited.

Rules for NeoCoins commissions:

- Credited after 30 days just like your own NeoCoin offers.
- The user must still be your referral after the 30 days.
- If the offer is canceled the user will get the NeoCoins canceled and your commission will also be canceled.

In the case of any pending offer not credited, you'll need to contact the offer's provider support directly. At the top-right of any offer wall you'll find a link to do so.

[BACK](#)

Advertisements

An advertiser chooses between five kinds of exposure: Purple Fixed, Micro, Mini, Standard or Extended. A purple fixed exposure and micro exposure lasts for 5 seconds, a mini exposure lasts for 15 seconds, a standard exposure lasts for 30 seconds and an extended exposure lasts for 60 seconds. This time is calculated from when the progress bar starts until it ends and the click gets credited to the user's account. An extended view advertisement is worth more than a standard view one. You can find values per click in our help page.

[BACK](#)

Your advertisement clicks reset at 22:42



In your local time

The current server time is 2012/12/20 12:38



server time

Advertisement Reset time

You can only be credited by the same advertisement once each 24 hours. Imagine your click reset time (shown at your own local time) as your midnight.

This means that after that time, another period of 24 hours will count so that you can be credited by viewing the advertisements.

This reset time is set randomly for each user upon registration and cannot be modified under any circumstances.

[BACK](#)

Mini jobs

The objective of the available Mini Jobs is to solve problems ranging from data collection and product categorization to business lead verification, content generation / modification and academic research.

The concept is as simple as get a Mini Job done and get paid instantly in your main balance. To get access to the available Mini Jobs you only need to use the “Offers” button, select “Mini Jobs” and choose any that seems interesting to you. The amount you will be paid for each task and an estimation of how many tasks are available for each Mini Job will be displayed always left of the Mini Job’s description.



After you have chosen the Mini Job you wish to work for, you can check again how much you will be paid per completed task at the top left by clicking the green \$ sign and right next to it you can be informed about the percentage of your accuracy.

Detailed instructions about what exactly your work will be are available on screen and it may be required to answer some questions in a training mode before you are able to start working for money.

We advise you to follow carefully the instructions because an automatic system is in place to track the accuracy of the participants as they work. A number of false

answers higher than a Mini Job's accuracy threshold may prevent you from completing a Mini Job, so it's strongly advisable to avoid giving random answers or acting while you haven't understood completely what you should do.

If you do all the required work for a single task of a Mini Job you will be paid instantly in your main balance, though in rare cases a delay ranging from 15 minutes and up to 2 days may happen. If a Mini Job is still available after you have been paid for it, it means that more work is needed and you are welcome to participate again if you wish.

Mini Jobs will grant you a commission from your direct referrals earnings and will provide you with a productivity bonus for your own work.

All Mini Jobs are presented by CrowdFlower which is a crowdsourcing platform, offering you the chance to make money for participating in simple Mini Jobs. The available Mini Jobs are easy to do assignments and the more you work, the higher your reward will be. It's strongly advisable to visit the Mini Jobs page frequently as new Mini Jobs become available all the time. [BACK](#)

Cash out

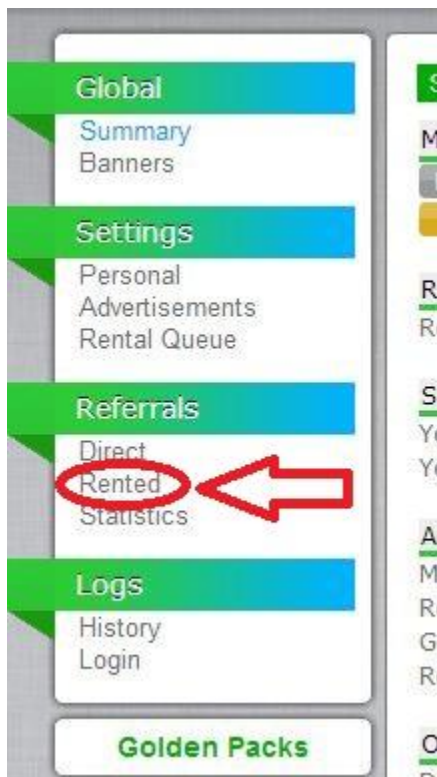
Once your main balance reached the minimum payout amount main balance turns in to green colour. Then you can withdraw money instantly. The minimum amount paid is \$2.00 on the first cashout. This amount will increase by \$1.00 for each cashout until it reaches a fixed minimum amount of \$10.00. After that, the minimum amount will always be \$10.00.



You can cashout to an unverified PayPal, Payza, or NETELLER account. But for purchases, PayPal and Payza accounts need to be verified. The minimum amount paid is \$2.00 on the first cashout. This amount will increase by \$1.00 for each cashout until it reaches a fixed minimum amount of \$10.00. After that, the minimum amount will always be \$10.00. [BACK](#)

Auto pay

If you have AutoPay enabled, on the first click a referral makes per day, you'll pay to keep that referral for an extra day. If the referral does not click, you won't pay him for another day. So, imagine you rented 500 referrals by spending \$100 for a month's rent. Instead of paying \$100 again at the next due date (yes, it hurts), you can pay for them daily. In the end, you'll save \$15 and you'll never run out of referrals. Also, you don't have to worry about the due date. While it's easier to pay this way, it's also cheaper for you because you save 15% of a whole month's rent.



S
M
R
S
Y
Y
A
M
R
G
R
O

Basically, you'll pay one day in advance to your referral's due date. The value for each referral/day will be deducted from your rental balance. If your rental balance has insufficient funds, it will deduct from your main balance. If both balances have insufficient funds, it won't be triggered and will only work again when one of the balances has enough

funds.

Please keep in mind that while you may have AutoPay activated, it's only triggered for referrals that have 20 or more days left until the next payment. This value is smaller for some Golden Packs. [BACK](#)

A screenshot of a dashboard control panel. At the top, there is a 'Visualization Filter' with 'Yes' and 'No' buttons. To the right, there are two status boxes: 'AutoPay: Enabled' (with a green checkmark) and 'AutoRenew: Disabled' (with a red X). A red arrow points to the 'AutoPay: Enabled' box with the text 'click on to Enable/Disable' below it. Below these controls is a dropdown menu set to '100 Referrals per page'. At the bottom, there is a table header with columns: 'Referral', 'Referral since', 'Next Payment', 'Last click', 'Clicks', 'Avg.', and a status indicator (three colored circles: red, yellow, green).

Recycling

Recycling is a term we use to exchange a rented referral. There are times when certain referrals don't live up to your expectations. In this case, you can recycle them for only \$0.07 each (less in certain Golden Packs).

We also provide automatic (and free) replacements for referrals who don't click or 14 days straight (less in certain Golden Packs).

Keep in mind that 14 days without clicking makes a referral costly (since you've paid him/her for a month) and recycling him/her is more profitable. [BACK](#)

Auto Renewing

Is the automatic renewal process of rented referrals. Contrary to AutoPay which will work only when a referral makes his/her first click for a day and will extend for one day the referral's deadline, AutoRenew works every day and prolongs your referral's deadline based on your chosen renewal period and time before expiration.

You can enable AutoRenew in your rented referrals listing page the same way you do with AutoPay. Before enabling it the two following options will be given:

- **Period:** This will be the exact period for which the referral's rental will be extended. You can choose any of the usual manual renewal periods (15, 30, 60, 90, 150, and 240 days) to receive the benefit from the related discounts for each period (except for the 15 days one).
- **Before:** The time before the expiration when the automated renewal will be triggered. You can choose any of the available number of days and your referrals will be extended if the rental deadline is the same or below the chosen number of days.

AutoRenew will only be attempted for each referral once per day. If you have no funds in your rental and / or main balance or some unexpected error occurs, the referral(s) that weren't renewed will be only checked again approximately 24 hours after. We advise you to choose a higher number of days between the first renewal check and the referrals' deadline, so that you'll have the most chances of

getting all referrals automatically renewed. It's your responsibility to have enough funds for the renewals and always check if any referral has failed to be renewed automatically.

[BACK](#)

Renting referrals in Golden account

Golden members have much more demand in renting referrals compared to Standard members because almost all of them can afford to rent. As the demand rises, the distributed referrals for a particular time are easily sold out.

Golden members can rent referrals by setting two times of the day for renting depending on their most convenient time. You can find that option in your personal settings. After you change the time, you can only change it again after 7 days.



Remember to be quick because many other members will be there at the same time as you trying to rent. If you're having trouble renting, you can always use the rental queue which, while being a bit more expensive, will guarantee you the referrals.

[BACK](#)

Common problems

1. Error message saying "This advertisement has already been seen by another person using the same IP address"

We only allow advertisements to be credited using the same IP address in 24 hours.

Dynamic IP addresses are delivered randomly based on a geographical location.

This means that the IP you have today may have been someone else's IP yesterday or a few hours ago.

Some other probable causes may be:

- Some ISPs (Internet Service Providers) give the same IP address to more than one user usually by using a proxy.
- You're using a shared network environment (such as a school, an office, a cybercafe or even a building's network) where all computers share the same internet IP address.
- You have an unsecured wireless network and someone near you may be using your internet access without your consent.

[BACK](#)

2. Do I have to click every day?

We have a rule that helps all users with referrals to be active, including you. As you like to see your referrals active, so your referrer does.

According to point 3.7 of our Terms of Service, the clicks you win from referrals are directly related to the clicks you make. If you click at least 4 advertisements being a Standard / Pioneer member or you click at least 9 advertisements being a Golden member, you'll receive all clicks made from your referrals.

If you click below that, the maximum you will receive is only the amount of clicks you've made multiplied by the number of referrals you have. The referral clicks will be calculated based on the clicks you made on the previous day.

These calculations are based on the server time which can be seen in the "View Advertisements" page.

The only advertisements that will count are: Extended Exposure, Standard Exposure, and Orange Fixed Advertisements.

This basically means that you need to click by the server's time everyday and not by your own time (unless you live in the same time zone).

[BACK](#)

References

1. *Initial article on "How to earn \$ 30 – 40 per day with Neobux"*
2. *Neobux.com – "frequently asked question" and "help" sections*